

# TL929磁保持继电器 特性Characteristics



- 250A 触点分段能力，功耗低，脉冲驱动  
250A contact segmentation capability, low power consumption, pulse drive
- 强耐冲击，可靠性高，磁灭弧技术。  
Strong impact resistance, high reliability, and magnetic arc extinguishing technology.
- 可供单线圈和双线圈  
Available for single coil and double coil
- 触点与线圈间的耐压 4KV  
Voltage withstand between contact and coil 4KV
- 环保产品 (符合 RoHS )  
Environmentally friendly products (compliant with RoHS)
- 符合 IEC62055-31 UC3 条款，通过 CE 认证  
Compliant with IEC62055-31 UC3 clause and certified by CE
- 外形尺寸 (External dimensions):  
62mm × 52mm × 27mm.

## 型号标准 Model standard

示例: TL929 / 9 - L 1 A 250 ( X X X )

①      ②      ③      ④      ⑤      ⑥

- ① TL929 产品系列，大功率磁保持继电器  
TL929 Product Series, Square Ceramic.
- ② 线圈电压：6: 6VDC; 9: 9VDC; 12: 12VDC; 24: 24VDC;  
Coil Voltage: 6: 6VDC; 9: 9VDC; 12: 12VDC; 24: 24VDC;
- ③ 线圈形式: L1单线圈、L2双线圈  
Applications P:L1 single coil, L2 dual coil
- ④ 反馈触点: 无: 无反馈触点、A:带反馈触点  
Contact form: None/A: with auxiliary contact;
- ⑤ 额定电流 250A  
Rated Current 250A
- ⑥ 特殊编号 客户特殊要求编码(无技术协议不标);  
Customer-specific Coding (no coding required Without Technical Agreement).

## 线圈参数 (标准型) Coil Parameters (Standard Type)

额定电压 (VDC) rated voltage	线圈电阻 ± 10% ( ) Coil resistance ± 10%		动作/复归电压 Action/reset voltage (Max) (VDC)	脉冲宽度 pulse width (ms)	额定功率 (W) rated power	
	单线圈 single-coil	双线圈 Double coil			单线圈 single-coil	双线圈 Double coil
6	15	2 × 7.5	额定电压 70%	50ms	约2.4W	约4.8W
9	34	2 × 17				
12	60	2 × 30				
24	240	2 × 120				

## 触点负载 Contactload

型号 model	TL929-250
额定负载 rated load	250A 250VAC
最大切换电流 Maximum Switching Current	250A
最大切换电压 Maximum switching voltage	440VAC
最大切换功率 Maximum switching power	50,000VA

## 性能参数 Performance parameters

触点材料 contact material	银合金	
接触电阻 contact resistance	1m Max	
吸合时间 Pickup time	20ms. Max.	
释放时间 RELEASE	20ms. Max.	
绝缘电阻 insulation resistance	1,000M Min. (DC500V)	
介质耐压 dielectric withstand voltage	触点与触点间: AC2,000V; 50/60Hz 1min	
	触点与线圈间: AC4,000V; 50/60Hz 1min	
爬电距离 creepage	8mm	
抗振动 Anti vibration	10~55Hz, 双振幅1.5mm	
扛冲击 Shoulder the Impact	耐久	100G min
	误动作	10G min
寿命 lifetime	机械寿命(每小时1800次)	300,000 次
	电气寿命(每小时600次)	250A 250VAC/ 3,000次
		250A 60VDC/ 1,000次
220A 250VAC/10,000次		
环境温度 ambient temperature	-40 ~+70	
湿度 humidity	5%~85%RH	

注Note :

1: 线圈电流和线圈电阻为线圈温度在23°C下的值, 并有±10%的公差。

Coil current and coil resistance are values at coil temperature of 23°C and have a tolerance of ±10%.

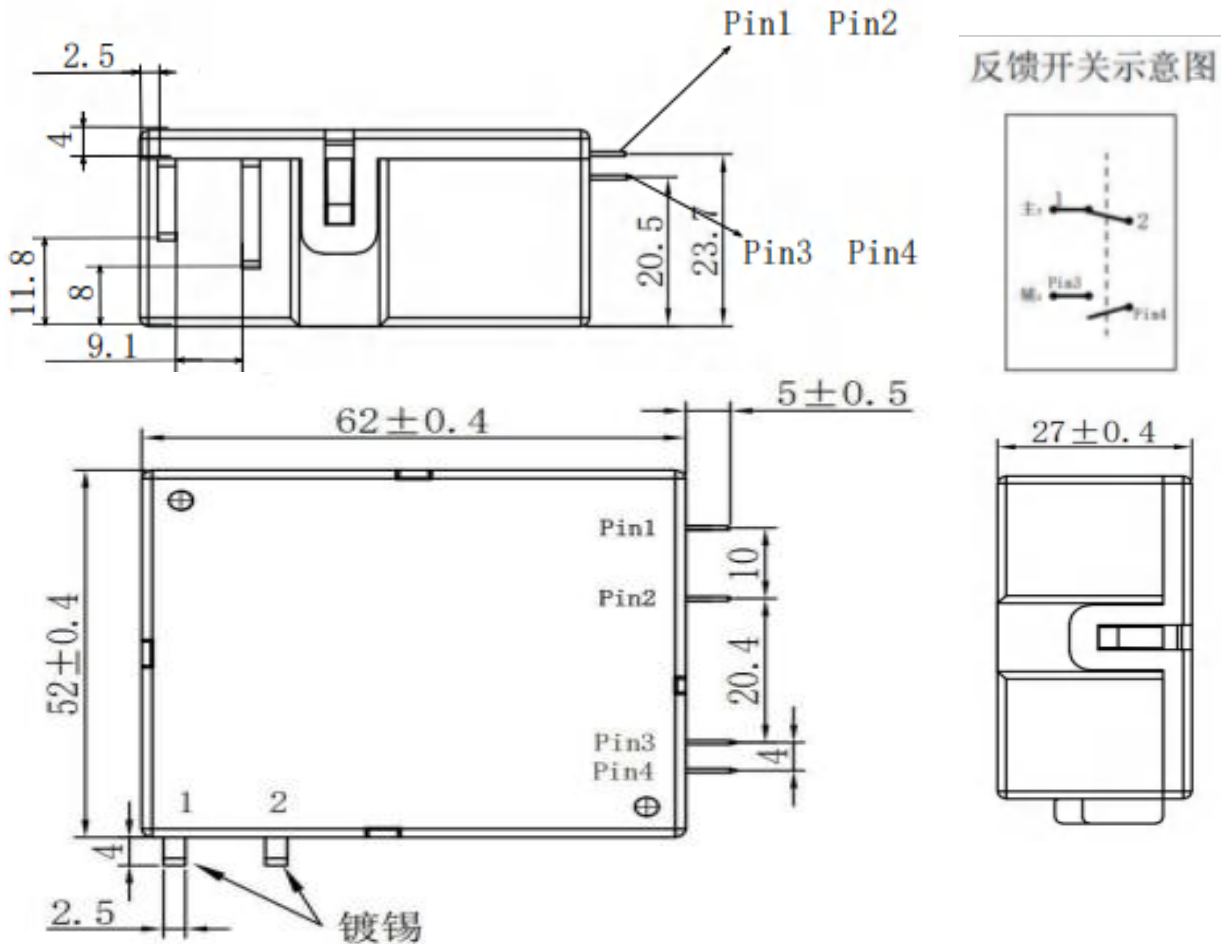
2: 动作电压和释放电压为线圈温度在23°C下的值。

The operating voltage and release voltage are the values at the coil temperature of 23°C.

3: 最大允许电压为线圈允许施加的电压的最大值。

The maximum allowed voltage is the maximum value of the voltage allowed to be applied to the coil.

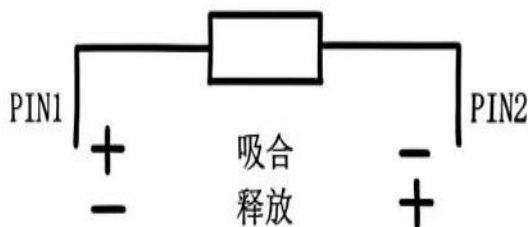
产品外形图(单位：mm)Product outline drawing (unit: mm)



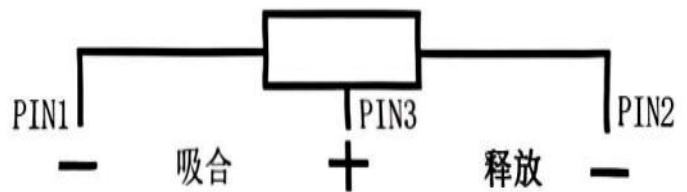
接线图 Wiring diagram

正极性

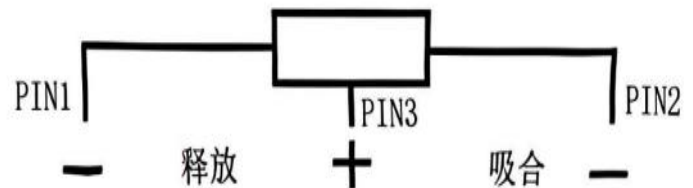
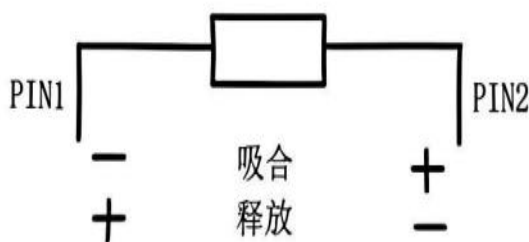
单线圈




双线圈



反极性



## 典型用途 Typical uses



充电桩pdu

